



HIV prevalence in 2008

Middlesex-London Public Health Unit

Robert S. Remis and Juan Liu
Ontario HIV Epidemiologic Monitoring Unit

Dalla Lana School of Public Health
University of Toronto

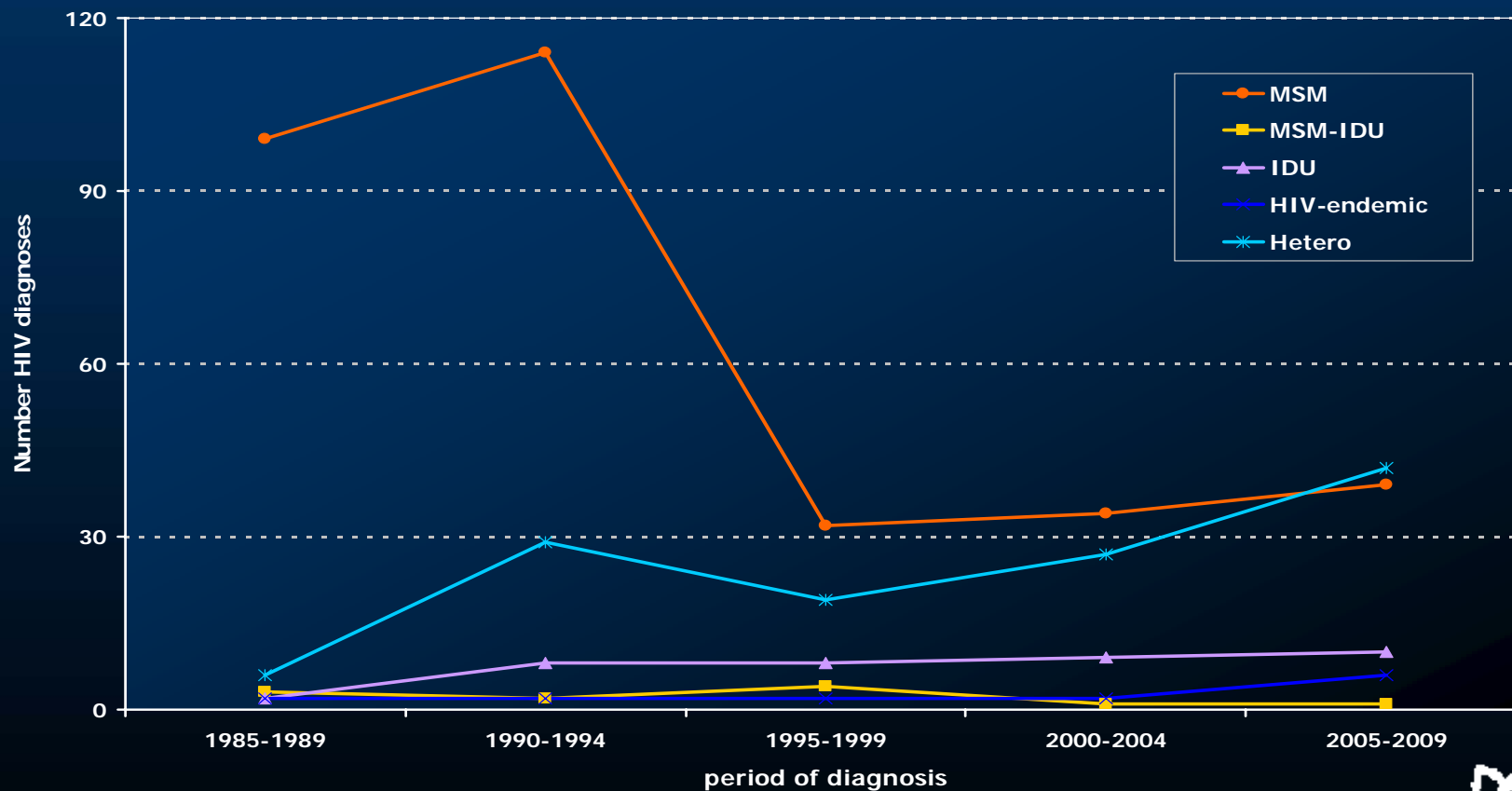
November 2010

Modeled population at risk, HIV prevalence and incidence for selected exposure categories, Middlesex-London PHU, 2008



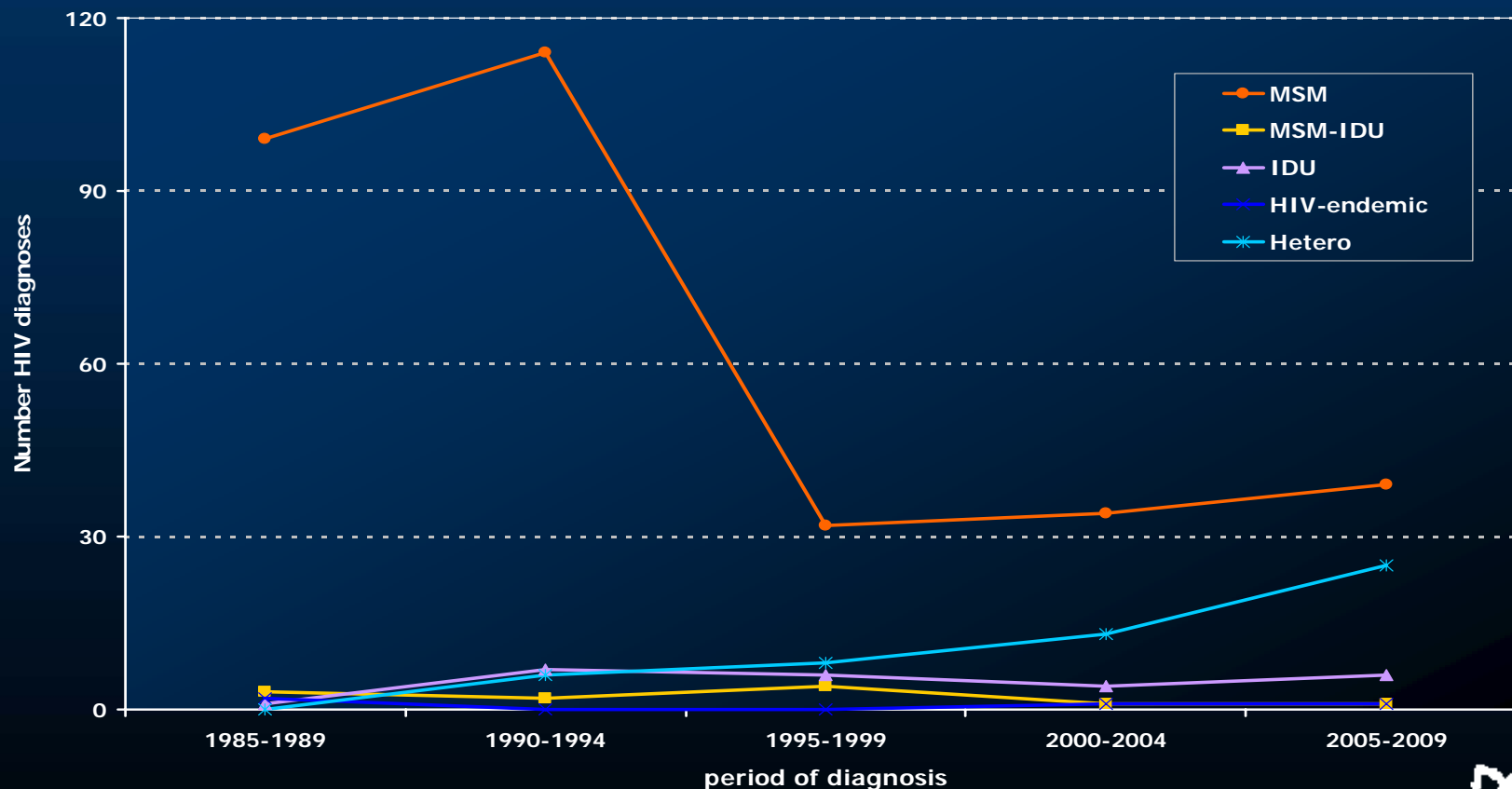
Exposure category	Population at risk	HIV prevalence number	HIV prevalence rate (%)	Annual HIV incidence number	Annual HIV incidence rate (%)
MSM	3,030	465	15.3%	21	0.83%
MSM-IDU	90	18	20.0%	1	1.1%
IDU	1,640	55	3.4%	2	0.12%
HIV-endemic	6,060	120	2.0%	13	0.21%
Heterosexual	335,884	170	0.051%	12	0.0035%
Total population	448,455	828	0.18%	49	0.011%
Rank in Ontario			3		4

HIV diagnoses* among selected exposure categories Middlesex-London PHU, 1985-2009



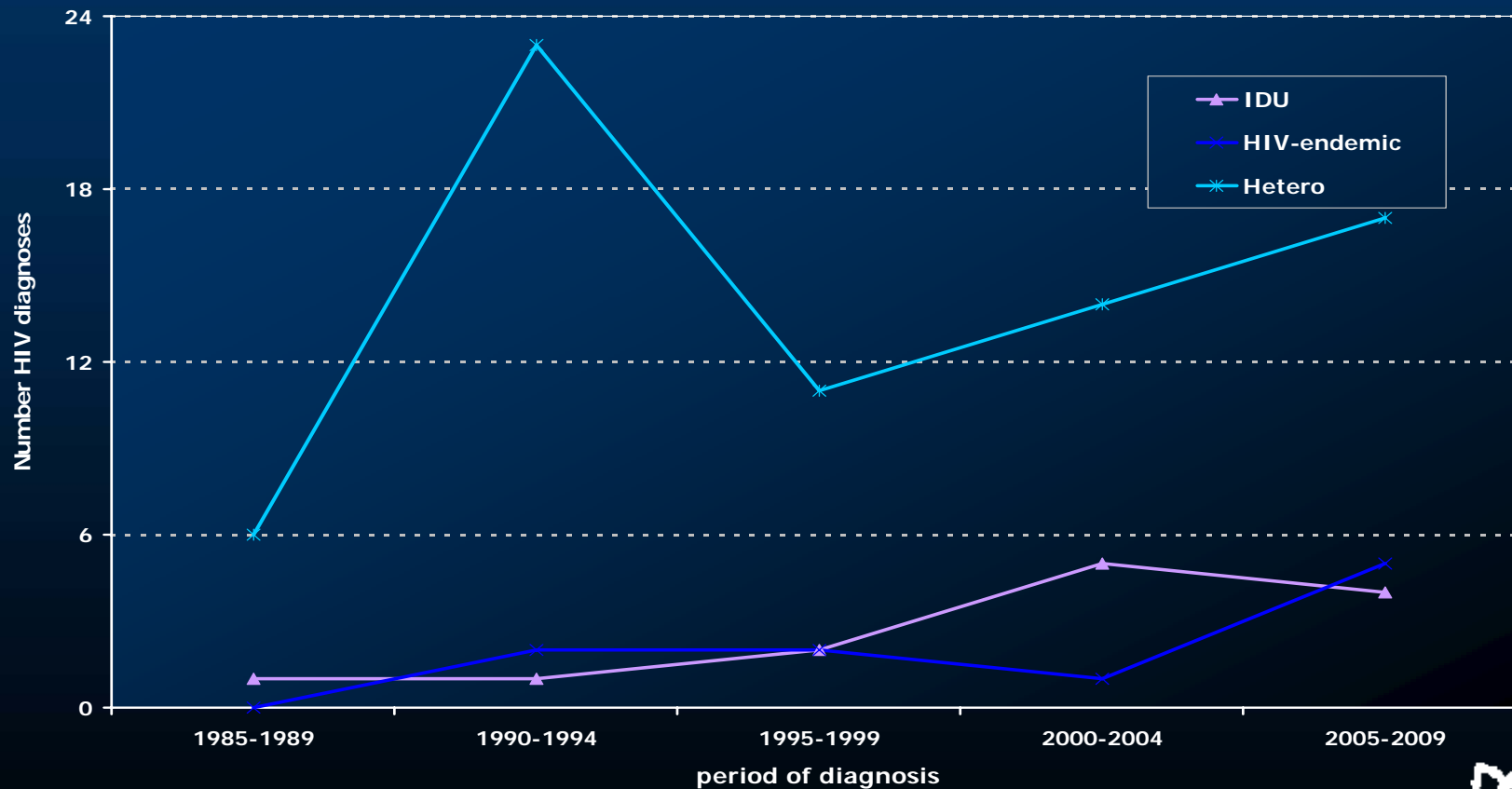
* Not adjusted for unknown exposure category or sex

HIV diagnoses* males among selected exposure categories, Middlesex-London PHU, 1985-2009



* Not adjusted for unknown exposure category or sex

HIV diagnoses* females among selected exposure categories, Middlesex-London PHU, 1985-2009



* Not adjusted for unknown exposure category or sex

Modeled HIV prevalence and proportion diagnosed by exposure category, Southwest Health Region, 2008



	HIV prevalence	HIV-infected persons diagnosed	Proportion diagnosed	Number HIV undiagnosed	Proportion of undiagnosed in region
MSM	890	627	70.4%	263	45.3%
MSM-IDU	35	29	82.8%	6	1.0%
IDU	115	75	65.5%	40	6.8%
HIV-endemic	235	126	53.8%	109	18.7%
Heterosexual	360	197	54.6%	163	28.1%
Total	1,635	1,054	64.5%	581	100%

Modeled HIV prevalence and proportion diagnosed by exposure category, males, Southwest Health Region, 2008



	HIV prevalence	HIV-infected persons diagnosed	Proportion diagnosed	Number HIV undiagnosed	Proportion of undiagnosed in region
MSM	890	627	70.4%	263	63.6%
MSM-IDU	35	29	82.8%	6	1.5%
IDU	75	50	67.1%	25	6.0%
HIV-endemic	135	61	45.5%	74	17.8%
Heterosexual	110	64	58.1%	46	11.1%
Total	1,245	832	66.8%	413	100%

Modeled HIV prevalence and proportion diagnosed by exposure category, females, Southwest Health region, 2008



	HIV prevalence	HIV-infected persons diagnosed	Proportion diagnosed	Number HIV undiagnosed	Proportion of undiagnosed in region
IDU	40	25	62.6%	15	8.9%
HIV-endemic	100	65	65.0%	35	20.9%
Heterosexual	250	133	53.1%	117	70.1%
Total	390	223	57.1%	167	100%